



## RCF系列离心式屋顶风机

RCF SERIES CENTRIFUGAL ROOF FAN



### ◎风机型号说明 Designation of products



●本系列风机类型为离心式上排风屋顶风机，采用铝制后倾离心式叶轮，风机进口文丘里管截面呈圆弧形。叶轮经过动平衡，达到国际标准ISO 1940 G2.5水平。

●风机外壳、叶轮采用铝合金材料。

●电机与风机负载匹配，电机防护等级为IP44，绝缘等级为B级，电机轴承为滚珠轴承。电机和驱动机构置于气流之外，以免产生灰尘或油脂堆积。

●风机罩与外风筒：分别用厚铝板旋压而成，有卷边可承受外部强度，能承受较大的风载荷。其结构形式及安装要求能防止大雨或融雪的漏水。

●驱动机构支撑板：使用防腐的镀锌钢板制作，结构强度能保证驱动部件正常运转而不发生较大振动。

●泛水罩：泛水罩与进风口一体化拉伸成型设计防止渗水，泛水罩四侧面设计有安装孔，用于与屋顶泛水结构固定。

●防鸟网：优质冷拉铁线制作，坚固防锈，并保证在风机运行或停止运行时保护风机出风口不受鸟类或小物件的影响。

●性能参数按照AMCA第210和310标准进行检测。风机参数是以风机整机运转进行实验检测所得数据。

●本系列风机有250、280、315、355、400、450、500、560、630、710、800、900、1000共13个机号。

### ◎用途及使用条件

●使用场所：适合安装在工矿厂房、民用建筑、大型商场等场所的屋顶作为抽排风用途。

●输送的介质要求：输送的介质应为空气或其它无腐蚀性、不易燃易爆、不含粘性物质的气体，气体内所含尘土及硬物颗粒含量不大于150mg/m<sup>3</sup>。

●输送的介质温度：标准风机输送的介质温度不大于80℃。

●The series of fan type is upper exhaust type centrifugal roof fan which adopts backward centrifugal aluminum impeller. The fan inlet venturi tube has a circular arc shape to ensure smooth flow with the fan inlet. The impeller is statically and dynamically balanced to meet the international standard ISO 1940 G2.5.

●The fan casing and impeller are made of aluminum alloy.

●The motor is matched to the fan load, motor protection class is IP44, insulation class is B, ball bearings. The motor and drive mechanism are placed outside the airflow to prevent dust or grease build-up.

●Fan cover and outer housing: Made of thick aluminum plate, which can withstand external strength and large wind load. Its structural form and installation requirements prevent leakage of heavy rain or snow.

●Drive mechanism support plate: Made of anti-corrosion galvanized steel plate, the structural strength can ensure the normal operation of the drive components without large vibration.

●Flashing: The flashing and the air inlet are integrated and stretched to prevent water seepage. The four sides of flashing are designed with mounting holes for fixing to the roof flashing structure.

●Anti-bird grill: Made of high-quality cold-drawn iron wire, sturdy and anti-rust, and ensure that the fan air outlet is protected from birds or small objects when the fan is running or stopped.

●Fan parameters are tested in accordance with Air Movement and Control Association Standards 210 and 310. The fan parameters are experimentally tested by the operation of the whole fan.

●Models:250, 280, 315, 355, 400, 450, 500,560,630,710,800, 900 and 1000 in all 13 models.

### ◎Application and condition

●Application: It is suitable for installation on the roof of industrial and mining plants, civil buildings, shopping malls and other places for the purpose of extraction and exhaust.

●Transmission medium requirements: The transmission medium should be air or other gas without corrosiveness, inflammability and explosibility, and not contain stickup. Dust and other particles included in the air can not be beyond 150mg/m<sup>3</sup>. If used for transmission particles, the life of impeller will be shortened.

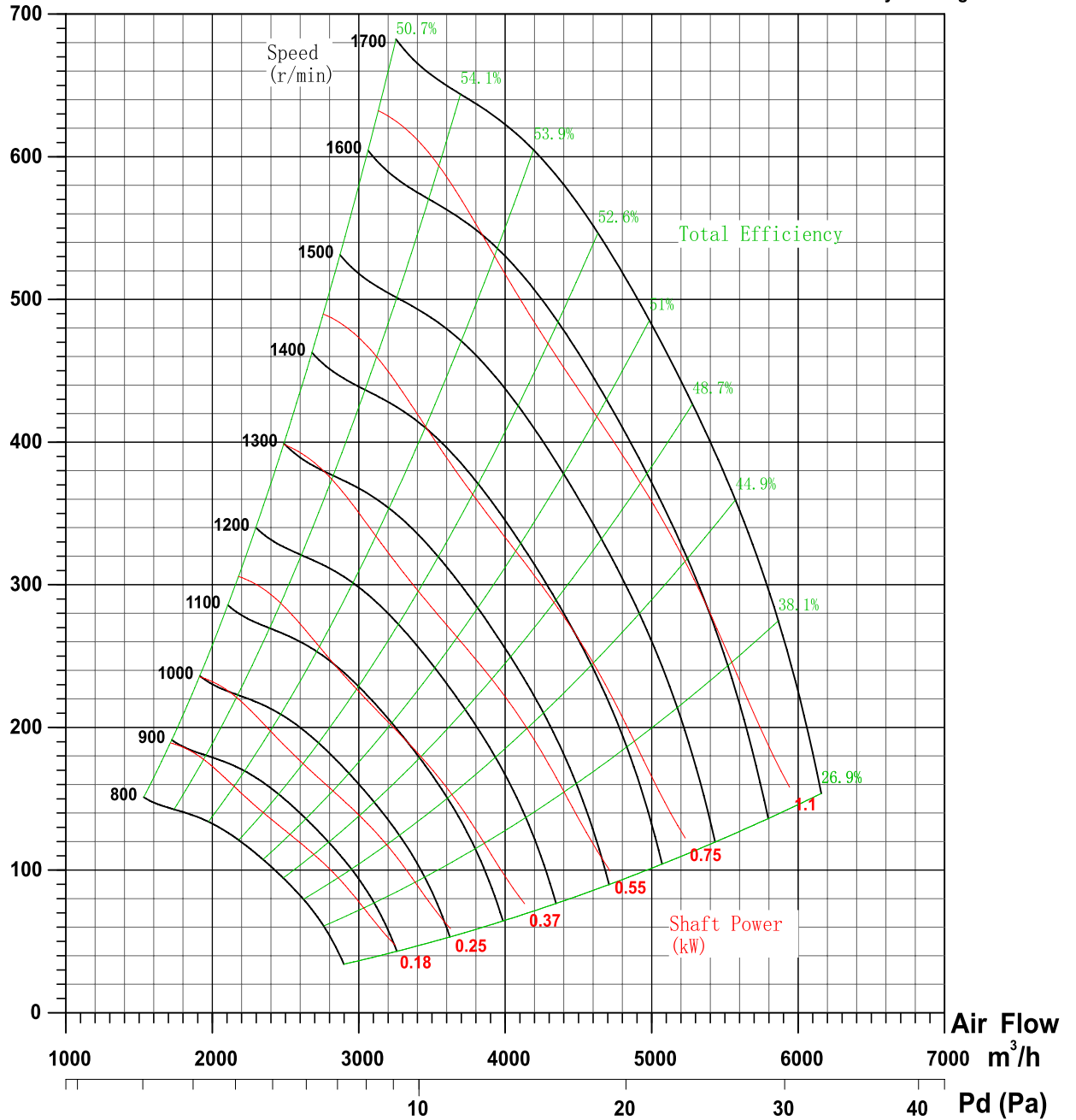
●Transmission medium temperature: below 80℃ with standard structure.



### RCF-400性能曲线 PERFORMANCE CURVE

Static Pressure  
(Pa)

Air Density: 1.2 kg/m<sup>3</sup>





# RCF系列离心式屋顶风机

RCF SERIES CENTRIFUGAL ROOF FAN

## RCF-400C性能参数表 Performance Chart

转速 Speed (r/min)	流量 Q (m <sup>3</sup> /h)	全压 Pt (Pa)	静压 Pst (Pa)	轴功率 Shaft Power (kW)	声压级 L <sub>p</sub> dB(A)	电机功率 Motor Power	风机重量 Weight (kg)
1600	3063	612	604	1.08	71	1.5kW-4	67
	3858	557	544	1.17			
	4361	499	483	1.20			
	4872	421	400	1.20			
	5187	351	328	1.18			
	5542	265	238	1.12			
	5795	165	136	1.05			
1400	2680	469	463	0.72	68	1.1kW-4	63
	3376	427	417	0.78			
	3816	382	370	0.81			
	4263	322	306	0.81			
	4539	268	251	0.79			
	4850	203	182	0.75			
	5071	126	104	0.70			
1250	2393	374	369	0.52	66	0.75kW-4	56
	3014	340	332	0.56			
	3407	305	295	0.57			
	3806	257	244	0.57			
	4052	214	200	0.56			
	4330	162	145	0.54			
	4528	101	83	0.50			
1100	2106	289	286	0.35	63	0.55kW-4	54
	2652	263	257	0.38			
	2998	236	228	0.39			
	3349	199	189	0.39			
	3566	166	155	0.38			
	3810	125	113	0.36			
	3984	78	64	0.34			
960	1838	220	218	0.23	60	0.37kW-4	52
	2315	201	196	0.25			
	2616	180	174	0.26			
	2923	151	144	0.26			
	3112	126	118	0.25			
	3325	95	86	0.24			
	3477	59	49	0.23			
850	1627	173	171	0.16	58	0.25kW-4	50
	2049	157	154	0.17			
	2317	141	136	0.18			
	2588	119	113	0.18			
	2756	99	92	0.18			
	2944	75	67	0.17			
	3079	47	38	0.16			

注:表中的重量数据不包含配用电机的重量。

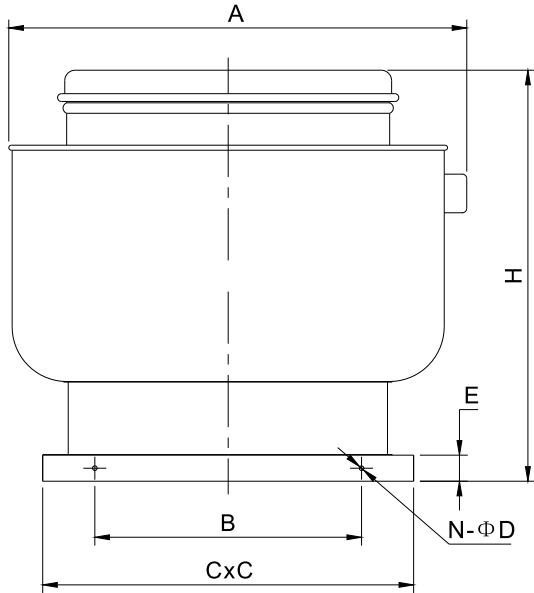
Description: Table not include the weight of motor.



# RCF系列离心式屋顶风机

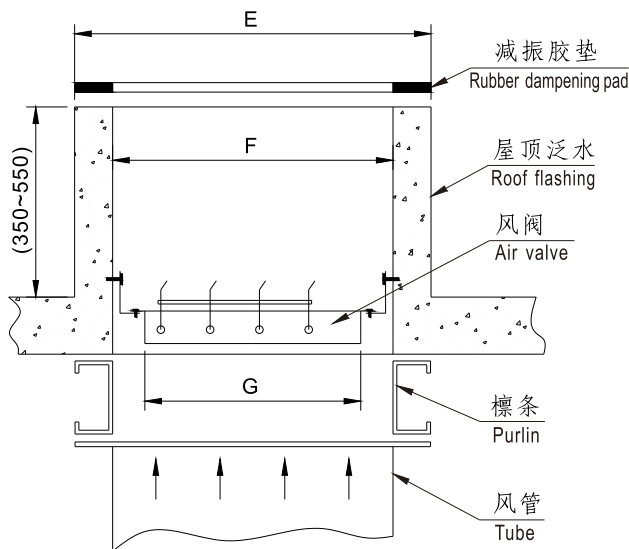
## RCF SERIES CENTRIFUGAL ROOF FAN

### 外形尺寸 Dimension



型号 Model	A	B	C×C	N-ΦD	E	H
250	784	430	630×630	8-Φ9	50	660
280	784	430	630×630	8-Φ9	50	680
315	784	430	630×630	8-Φ9	50	700
355	784	430	630×630	8-Φ9	50	715
400	784	430	630×630	8-Φ9	50	740
450	904	560	760×760	8-Φ9	50	880
500	904	560	760×760	8-Φ9	50	920
560	1120	700	900×900	8-Φ9	50	990
630	1120	700	900×900	8-Φ9	50	1040
710	1282	920	1120×1120	12-Φ12	50	1180
800	1462	1100	1300×1300	12-Φ12	50	1220
900	1462	1100	1300×1300	12-Φ12	50	1320
1000	1462	1100	1300×1300	12-Φ12	50	1390

### 屋顶泛水尺寸 Roof flashing dimension



型号 Model	泛水外沿尺寸 Flashing size	泛水开洞尺寸 Hole size		风阀尺寸 Air valve size
		(钢制泛水) Steel structure	(混凝土泛水) Concrete structure	
	E	F	F	G
250	620	520	460	350
280	620	520	460	350
315	620	520	460	350
355	620	520	460	350
400	620	520	460	350
450	750	650	590	500
500	750	650	590	500
560	990	890	830	740
630	990	890	830	740
710	1110	1010	950	860
800	1290	1190	1130	1040
900	1290	1190	1130	1040
1000	1290	1190	1130	1040